

# Piglet


## – Free Crochet Pattern

This free Piglet crochet pattern is here to charm your heart. Made with our ultra-soft Chenille Yarn Shine in soft pink, rose pink, and black, it's the ultimate combo of cute and cuddly. Perfect for crochet animal lovers!



Tag me @directsourceyarn





## Materials Needed

- Chenille Yarn Shine: Soft pink, rose pink and black, each 1 skein
- Hook: 4mm crochet hook (US G-6)
- Stuffing: Polyester fiberfill
- Embroidery needle: For details and assembly
- Safe eyes



02 Black



04 Soft Pink



05 Rose Pink

[Click here to buy yarn](#)

## Head

Use soft pink yarn.

Rnd 1: 6 SC in magic ring [6]

Rnd 2: 6 INC [12]

Rnd 3: (INC, SC) x6 [18]

Rnd 4: (2 SC, INC) x6 [24]

Rnd 5: (3 SC, INC) x6 [30]

Rnd 6: SC, INC, (4 SC, INC) x5, 3 SC [36]

Rnd 7-10: 36 SC [36], 4 rounds

Rnd 11: 8 SC, (2 SC, INC) x2, INC, 6 SC, (2 SC, INC) x3, 6 SC [42]

Rnd 12: 9 SC, (3 SC, INC) x3, INC, 3 SC, (3 SC, INC) x3, 6 SC [48]

Rnd 13-15: 48 SC [48], 3 rounds

Rnd 16: 9 SC, DEC, 8 SC, DEC, 6 SC, DEC, 8 SC, DEC, 9 SC [44]

Rnd 17: 9 SC, (6 SC, DEC) x3, DEC, 9 SC [40]

Rnd 18: 9 SC, DEC, 4 SC, DEC, 6 SC, DEC, 4 SC, DEC, 9 SC [36]

Rnd 19: (2 SC, DEC, 2 SC) x6 [30]

Rnd 20: (3 SC, DEC) x6 [24]

Stuff the head firmly.

Cut the yarn, leaving a long tail for sewing.



## Leg (make 2)

Use soft pink yarn

Rnd 1: 6 SC in magic ring [6]

Rnd 2: 6 INC [12]

Rnd 3: 12 SC [12]

Rnd 4: (2 SC, DEC) x3 [9]

Fasten off the first leg.

Change to Rose Pink yarn. Connect the two legs with Ch 3

We are going to crochet the body.

Rnd 5 Rose Pink: 24 SC [24] Tip: 9 SC in the first leg, 3 SC in one side of the chain, 9 SC in the second leg, 3 SC in other side of the chain, total 24 stitches.

Rnd 6 Rose Pink: 4 SC, INC, (5 SC, INC) x 2, 7 SC [27]

Rnd 7 Rose Pink: 5 SC, INC, 6 SC, INC, 5 SC, INC, 8 SC [30]

Rnd 8 Black: (6 SC, INC) x3, 9 SC [33]

Rnd 9-10: Rose Pink: 33 SC [33], 2 rounds

Rnd 11: Black: 33 SC [33]

Rnd 12: Rose Pink: (9 SC, DEC) x3 [30]

Rnd 13: Rose Pink: 30 SC [30]

Rnd 14: Black: (8 SC, DEC) x3 [27]

Rnd 15: Rose Pink: 27 SC [27]

Rnd 16: Rose Pink: (7 SC, DEC) x3 [24]

Stuff the body firmly.

Fasten off.

## Nose

Use rose pink yarn.

Rnd 1: 6 SC in magic ring [6]

Change to soft Pink yarn


Rnd 2: 6 INC [12]

Rnd 3: BLO 12 SC [12]

Stuff the nose firmly.

Cut the yarn, leaving a long tail for sewing.





## Arm (make 2)

Use soft pink yarn.

Rnd 1: 6 SC in magic ring [6]

Rnd 2: (2 SC, INC) x 2 [8]

Rnd 3-4: 8 SC [8], 2 rounds

Don't stuff the arms.

Cut the yarn, leaving a long tail for sewing.

## Ear (make 2)

Use rose pink yarn.

Rnd 1: 4 SC in magic ring [4]

Rnd 2: (SC, INC) x 2 [6]

Rnd 3: (SC, INC, SC) x 2 [8]

Rnd 4: (SC, INC) x4 [12]

Rnd 5: (SC, INC) x6 [18]

Rnd 6-7: 18 SC [18], 2 rounds

Rnd 8: (2SC, DEC, 2SC) x 3 [15]

Rnd 9: 15 SC [15]

Rnd 10: (3 SC, DEC) x 3 [12]

Rnd 11: (SC, DEC) x 4 [8]

Don't stuff the ears.

Cut the yarn, leaving a long tail for sewing.



## Assembly

Sew the nose to the head between rounds 12-15.

Sew the ears to the head between rounds 3-6.

Sew the head to the body.

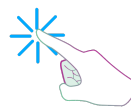
Sew the arms to the body.



VISIT OUR WEBSITE TODAY TO GET PREMIUM YARNS AT UNBEATABLE PRICES –  
ALL OF THEM ARE CURRENTLY ON SALE!

## **Chenille Yarn Shine US\$2.75**

[CLICK HERE TO BUY THE YARN](#)



Add a little sparkle to your crochet or knitting projects with Chenille Yarn Shine! Made from 100% soft polyester, this yarn features a touch of glitter for a subtle shimmer that makes every piece stand out. Perfect for cozy blankets, plush toys, and stylish accessories. It's so easy to work with, and it offers smooth, luxurious results that catch the light in the most magical way.

Spinrite

Walmart

Michaels  
THE ARTS AND CRAFTS STORE

HOBBY  
LOBBY



RUSTA

Scheepjes  
INSPIRATION IN EVERY BALL OF YARN

ROSSMANN

Yarnspirations  
spark your inspiration!