


# Labubu Hair Clip – Free Crochet Pattern

In this free crochet pattern, we'll guide you through the process of creating a delightful Labubu Hair Clip, a cute crochet accessory inspired by the playful Labubu character.



Tag me @directsourceyarn





## Abbreviations (US Terms)

MR = Magic Ring

Rnd = Round

Ch = Chain

SC = Single Crochet

HDC = Half Double Crochet

DC = Double Crochet

INC = Increase (2 Single Crochets in the same stitch)

HDC INC = Increase (2 Half Double Crochets in the same stitch)

DC INC = Increase (2 Double Crochets in the same stitch)

Slst = Slip Stitch

## Materials:

Rnd Yarn: Milk Cotton Yarn 4 ply

Yarn weight: 2 Fine / Sport (1.41oz / 40g, 140yds / 128m)

Hooks: 2.0 mm and 1.4 mm hook.

5x7mm plastic eyes.

Plastic nose.

4.5cm hair clip

Glue


Scissor

Stitch marker

Sewing needle

## Shop Milk Cotton Yarn





## Head

Use offwhite yarn. Use 2.0mm hook.

Ch 10. Stitches are worked around both sides of the foundation chain.

Rnd 1: Start in second chain from the hook, 8 SC, 3 SC in the same stitch, Continue on the other side of the foundation chain, 7 SC, INC in the last stitch. [20]

Rnd 2: INC, 7 SC, 3 INC, 7 SC, 2 INC [26]

Rnd 3: SC, INC, 7 SC, (SC, INC)\*3, 7 SC, (SC, INC)\*2 [32]

Rnd 4: SC, INC, 8 SC, (SC, INC, SC)\*3, 7 SC, (SC, INC, SC)\*2 [38]

Change to yellow yarn.

Rnd 5: 2 HDC, SC, INC, 9 SC, HDC, HDC INC, ( 3 DC, DC INC)\*2, 10 DC, DC INC, 3 DC, [DC, HDC] in the last stitch [44]







## Ear (make 2)

Use yellow yarn. Use 2.0mm hook.

Ch 8. Stitches are worked around both sides of the foundation chain.

Rnd 1: Start in second chain from the hook, 6 SC, 3 SC in the same stitch, Continue on the other side of the foundation chain, 5 SC, INC in the last stitch. [16]

Rnd 2: Ch 2, 4 HDC, 2 SC, INC, [ SC, Ch, SC in same stitch], INC, 2 SC, 4 HDC [18]

## Tooth

Use white yarn.

**Separate 4 strands of yarn into 2 strands, then crochet with a 1.4mm hook using the 2 strands of yarn**

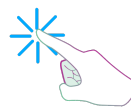
Ch 2, start in second chain from the hook: Slst, Ch 3, start in second chain from the hook: Slst, repeat 8 times.



VISIT OUR WEBSITE TODAY TO GET PREMIUM YARNS AT UNBEATABLE PRICES –  
ALL OF THEM ARE CURRENTLY ON SALE!

**Milk Cotton Yarn US\$1.39**

**CLICK HERE TO BUY THE YARN**



This soft and durable Milk Cotton Yarn is a practical choice for all your crafting needs. This cotton-acrylic blend resists splitting while maintaining its smooth texture, making it perfect for amigurumi dolls, bags, sweaters, and accessories.

Spinrite®

Walmart ✨

Michaels  
THE ARTS AND CRAFTS STORE

HOBBY  
LOBBY



RUSTA

Scheepjes  
INSPIRATION IN EVERY BALL OF YARN

ROSSMANN

Yarnspirations  
sparks your inspiration!